

Valuegenesis IV

School Climate, Faith Maturity & Depression

NAD

Spring, 2022

V4 Sampling

- NAD Enrollment
 - 23,988 6th-12th graders
 - Excluding schools with one 6th-12th grader & invalid information
- V4 Participation
 - 9,165 Students
 - 38% of 23,998 students

School Climate


- Quality and character of school life
 - Based on patterns of students' and school personnel's experience of school life and reflects norms, goals, values, interpersonal relationships, teaching and learning practices, and organizational structures.
- Predictive of academic achievement, violence prevention, students' healthy development, and teacher retention
- Key Dimensions
 - Safety
 - Teaching/Learning
 - Institutional Environment
 - Interpersonal Relationship

School Climate

- Scale 1 to 5
 - “Definitely disagree” to “definitely agree”
- Nine items
 - Students often feel “put down” by teachers (rev).
 - There is a real school spirit.
 - Discipline is fair.
 - The teaching is good.
 - Teachers are interested in students.
 - When students work hard on school work, teachers praise their efforts.
 - Teachers listen to what their students say.
 - Students have a say in how the school is run.
 - I like my school.

A Sower Went Out

- “Now a sower went out, took a handful of seeds, and scattered them. Some fell upon the path and the birds came and devoured them. Some fell on rock, did not take root in soil, and they did not produce. Other seeds fell among thorns and the thorns grew up and choked them. Another seeds fell into good soil and brought forth **fruit**, coming up and growing and bearing one thirtyfold, and one sixtyfold, and one a hundredfold (Mark 1: 4-9).”



School & School Climate

- Rocky ground (barren; germinates but does not grow)
- Among thorns (germinates and grows, but fails to make it to harvest)
- Good soil (harvest of abundance)

Faith Maturity

- “Faith maturity is a degree to which a person embodies the priorities, commitments, and perspectives characteristic of vibrant and life-transforming faith, as these have been understood in ‘mainline’ Protestant traditions (Benson et al. 1993).”
 - Evidenced more by value and behavioral consequences than by doctrinal beliefs



Eight Key Dimensions

- Trusts and believes
- Experiences the life **fruits of faith**
- Integrates faith and life
- Seeks spiritual growth
- Experiences and nurtures faith in community
- Holds life-affirming values
- Advocates social change
- Acts and serves

Scale Development

The Faith Maturity Scale

- 11,000 adolescents and adults in six Protestant denominations
- Development a 38-item scale (V1)
- Development of a short form scale (V2-V4)
- Two subscales: “vertical” & “horizontal” faith orientations
- Mark 12:30-31
 - “First, love the Lord your God with all your heart and with all your soul and with all your mind and with all your strength. The second is this. Love your neighbor as yourself. There is no commandment greater than these (NIV).”

Faith Maturity

- Vertical Faith (7 items)
 - I feel my life is filled with meaning and purpose.
 - The things I do reflect a commitment to Jesus Christ.
 - I talk with other people about my faith.
 - I have a real sense that God is guiding me.
 - I feel God's presence in my relations with other people.
- Horizontal Faith (5 items)
 - I feel a deep sense of responsibility for reducing pain and suffering in the world.
 - I give significant portions of time and money to help other people.
 - I care a great deal about reducing poverty in my country and worldwide.
- Scale 1 ("never") to 5 ("often")

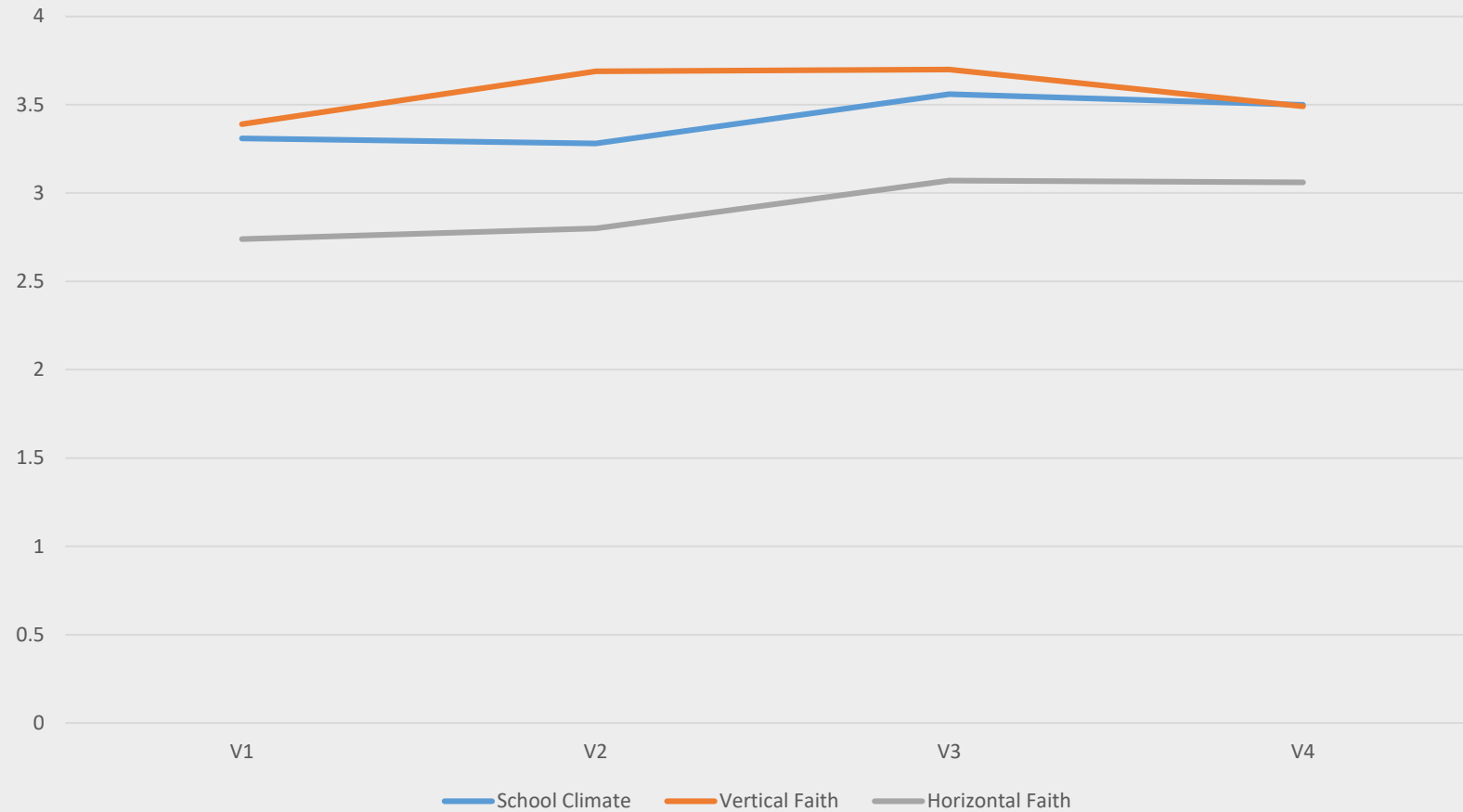
Faith Maturity, School Climate

(scaled to 5-point)

	V1	V2	V3	V4
School Climate	3.31	3.28	3.56	3.50
Vertical Faith	3.39	3.69	3.70	3.49
Horizontal Faith	2.74	2.80	3.07	3.06

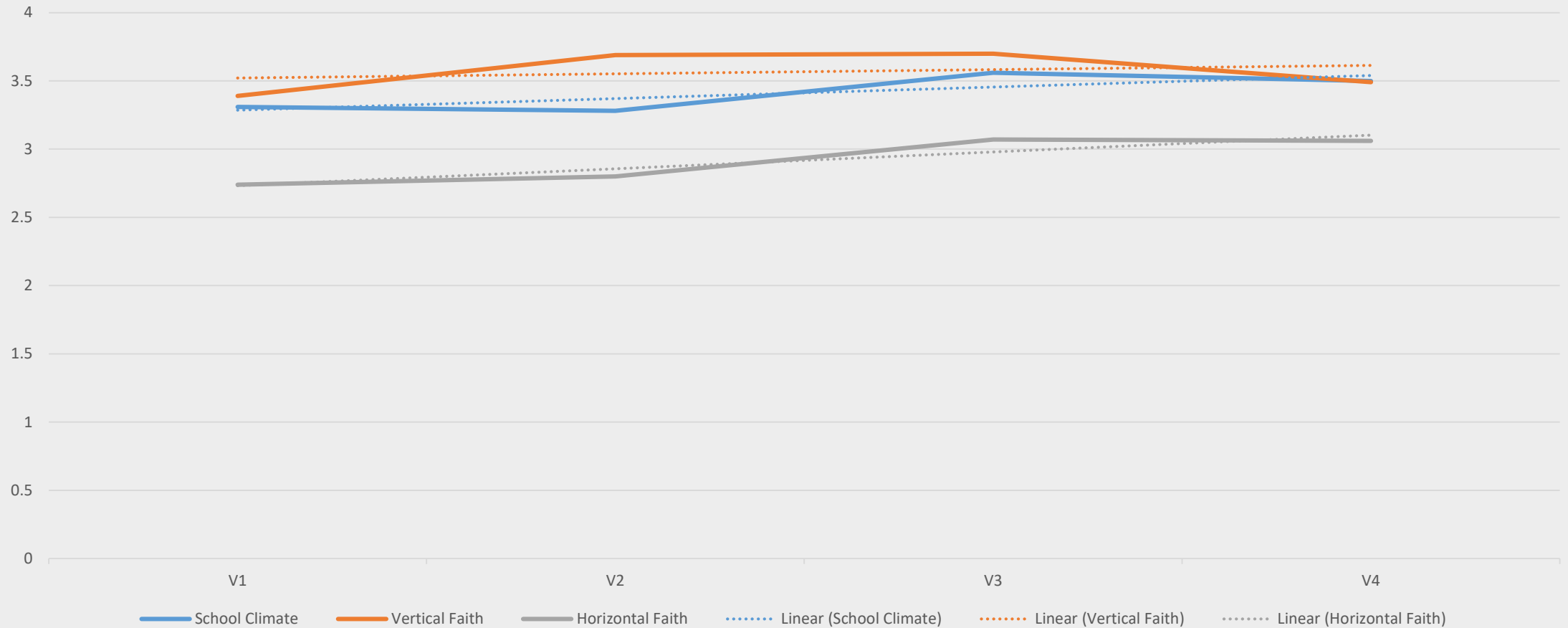
Faith Maturity, School Climate

(scaled to 5-point)



Faith Maturity, School Climate

(scaled to 5-point)



Faith Maturity, School Climate

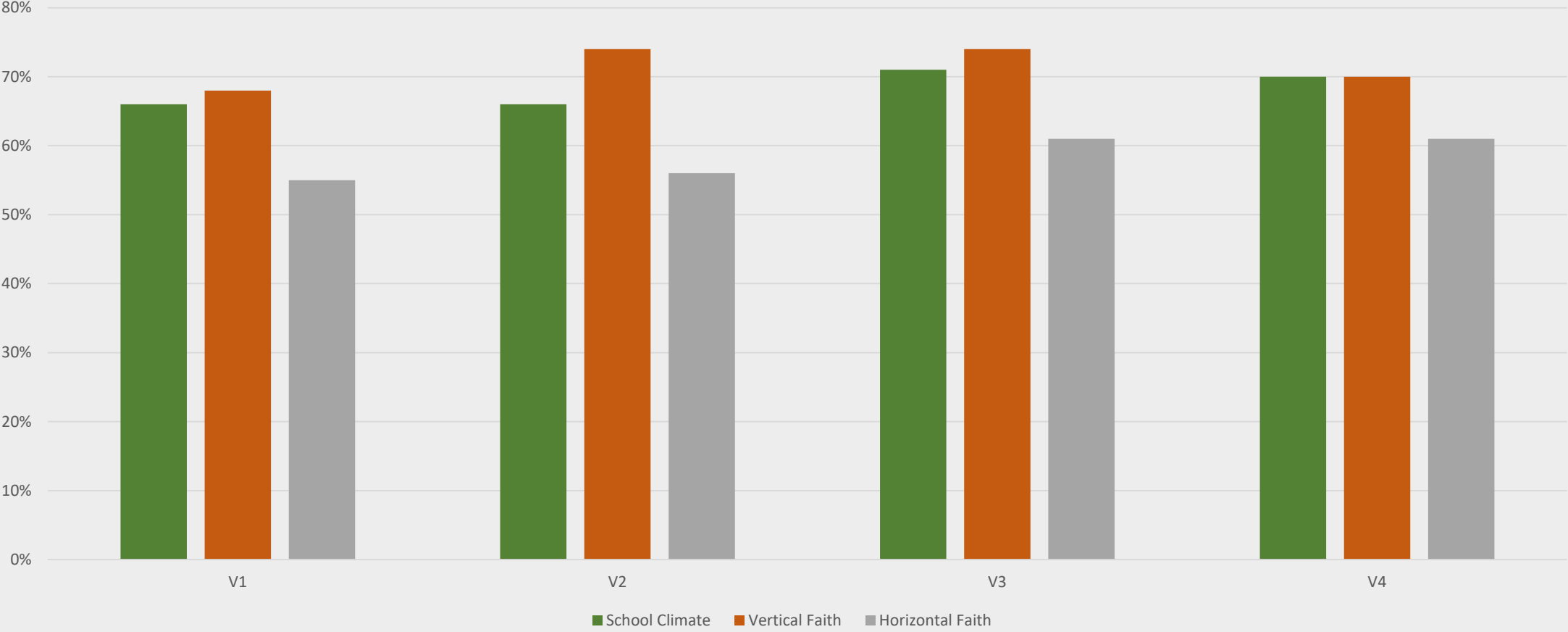
(scaled to 5-point & percentage)

	V1	V2	V3	V4
School Climate	3.31	3.28	3.56	3.50
Vertical Faith	3.39	3.69	3.70	3.49
Horizontal Faith	2.74	2.80	3.07	3.06

	V1	V2	V3	V4
School Climate	66%	66%	71%	70%
Vertical Faith	68%	74%	74%	70%
Horizontal Faith	55%	56%	61%	61%

School Climate & Faith Maturity

by Percentage



Interpretation and Trend

- School Climate
 - Mid-point between “I am not sure” & “tend to agree”
 - 70% consent level
 - Slightly (5%) increased from 1990s & 2000s
 - Almost the same as in 2010s
- Vertical Faith Maturity
 - Roughly mid-point between “once in a while” & “sometimes”
 - 70% of maximum score
 - 4-5% decrease from 2000s and 2010s
- Horizontal Faith Maturity
 - “Once in a while”
 - 60% of maximum score
 - Slightly (5%) increased from 1990s & 2000s
 - Same as in 2010s

School Climate by Items

- Higher end
 - Around 75% of maximum score
 - “The teaching is good (M=3.76).”
 - “I like my school (M=3.72).”
 - “Teachers are interested in students (M=3.69).”
- Lower end
 - Around 59% of maximum score
 - “Students have a say in how the school is run (M=2.93).”
- Middle area
 - Around 65% of maximum score
 - “Students often feel put down by teachers (rev; M=3.29).”
 - “There is a real school spirit (M=3.29).”
 - “Discipline is fair (M=3.32).”

Faith Maturity by Items

- Horizontal Faith
 - Highest: “ I feel a deep sense of responsibility for reducing pain and suffering in the world (M = 3.28)”
 - Lowest: “”I apply my faith to political and social issues (M = 2.92).”
 - 12% gap
 - Other items clustered around 3.0
- Vertical Faith
 - Highest: “I am spiritually moved by the beauty of God’s creation (M=3.97).”
 - Lowest: “I talk with other people about my faith (M = 3.00).”
 - 32% gap
 - Other items clustered around 3.5

Depression Statistics

- CDC
 - Median age of depression onset is 32.5 years old.
 - Highest among individuals between 18 and 25
 - 8.7% of women & 5.3% of men have depression.
- Adolescents
 - 20% of all teens experience depression before they reach adulthood.
 - 10-15% suffer from symptoms at any one time
 - In 2017, 13% of US teens experienced one major depressive episode in the past year.
 - Only 30% of depressed teens are being treated for it.
- COVID & Adolescents (global meta-analysis)
 - Doubled during COVID-19
 - Prevalence rates are higher in girls and older adolescents.



A Woman with a Jar

- “The kingdom of the God is like a certain woman who was carrying a jar full of meal. While she was walking on the road, still some distance from home, the handle of the jar broke and the meal emptied out behind her on the road. She did not realize it; she had noticed no accident. When she reached her house, she set the jar down and found it empty.”
- The kingdom is identified with loss, accident, emptiness, and barrenness.



Depression

- V1-V4
 - “How often have you felt sad or depressed during the last month?”
 - Scale 1 to 5, “not at all” to “all the time”
- Two additional items in V4
 - “How often have you felt nervous, anxious, or on edge during the last month?”
 - “How often has poor sleep troubled you in the last month?”

Depression

	V1	V2	V3	V4
Depression	2.53	2.62	2.52	2.72
Anxiety				3.03
Sleep Problem				2.85

Depression (max = 5; all the time)

	V1	V2	V3	V4
Depression	2.53	2.62	2.52	2.72
Anxiety				3.03
Sleep Problem				2.85

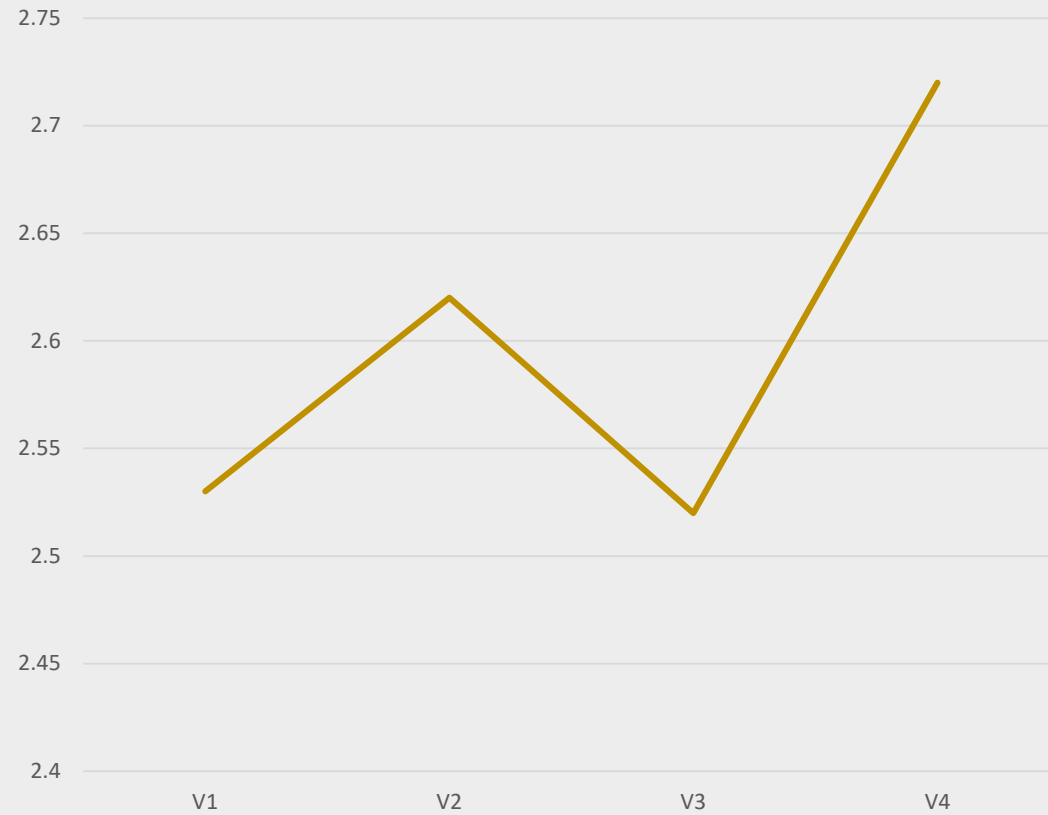
	V1	V2	V3	V4
Depression	51%	52%	50%	55%
Anxiety				61%
Sleep Problem				57%

Depression & Anxiety

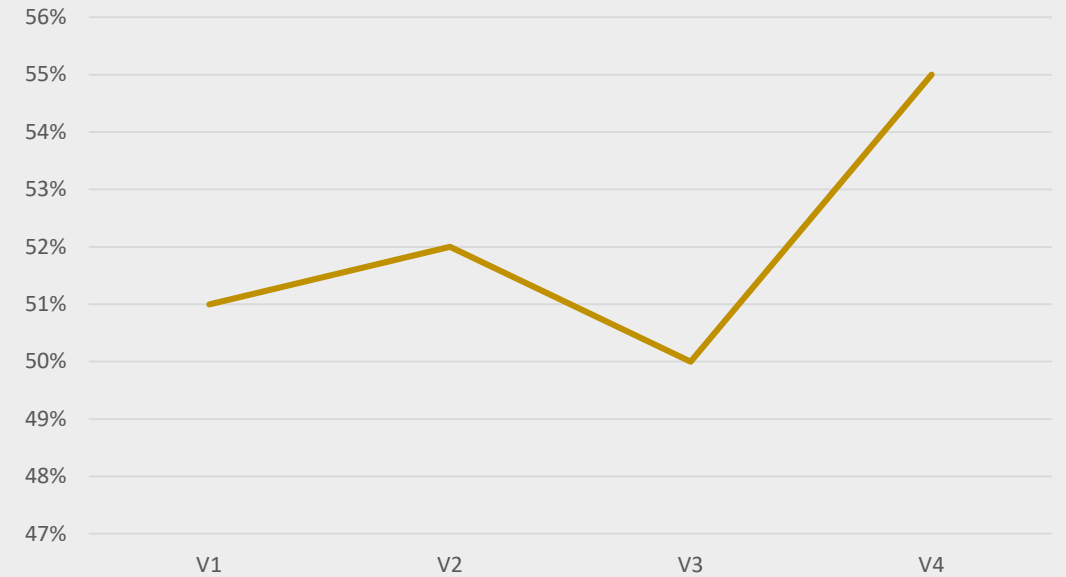
- Depression
 - “Meaningful” increase in V4
 - Near “some of the time”
 - Much more than “once in a while”
- Anxiety
 - Slightly higher level by 10%
 - “some of the time”
- Sleep problem
 - Similar to depression

Depression

Depression by Score



Depression by %



High Depression/Risk Group

	V1	V2	V3	V4
Most of the time	12%	14%	14%	18%
All the time	3%	4%	3%	9%
Combined	15%	18%	17%	27%

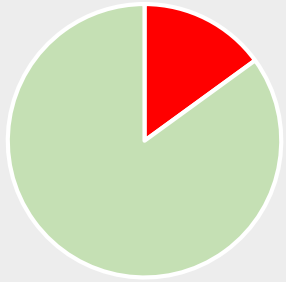
High Depression/Risk Group

	V1	V2	V3	V4
Most of the time	12%	14%	14%	18%
All the time	3%	4%	3%	9%
Combined	15%	18%	17%	27%

	Anxiety	Sleep Problem
Most of the time	23%	19%
All the time	15%	17%
Combined	38%	35%

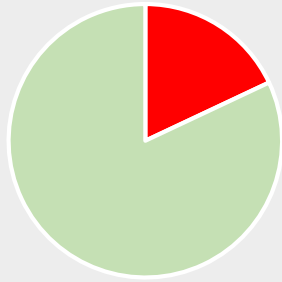
Changes in High Depression Group

V1



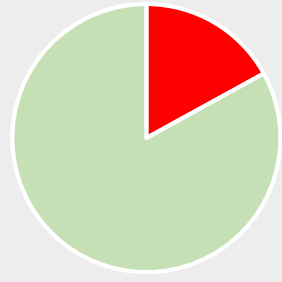
■ High Depression ■ No Risk Group

v2



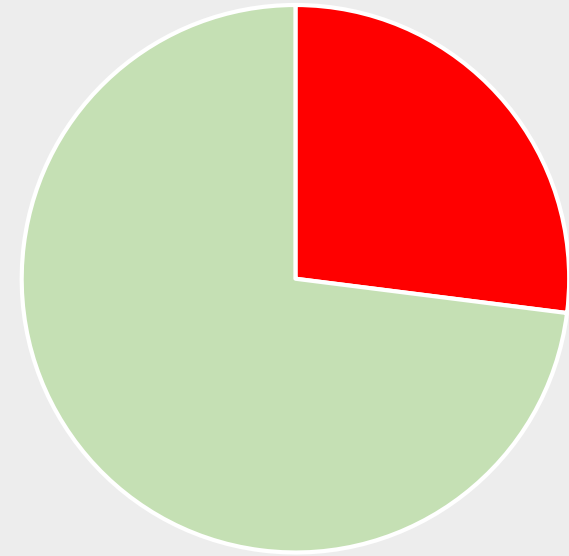
■ High Depression ■ No Risk Group

v3



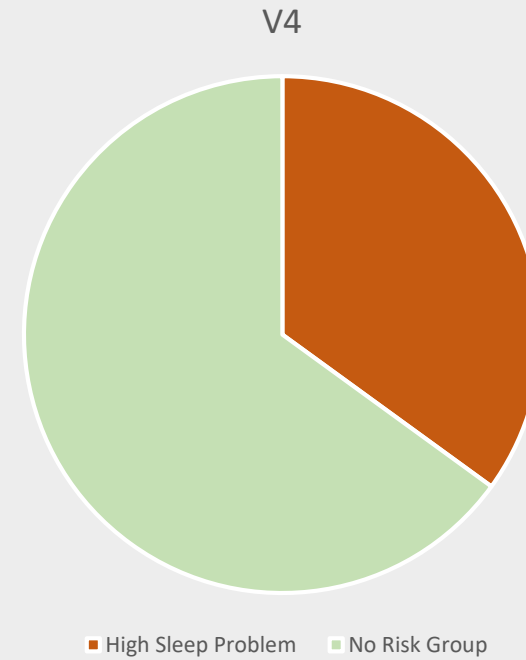
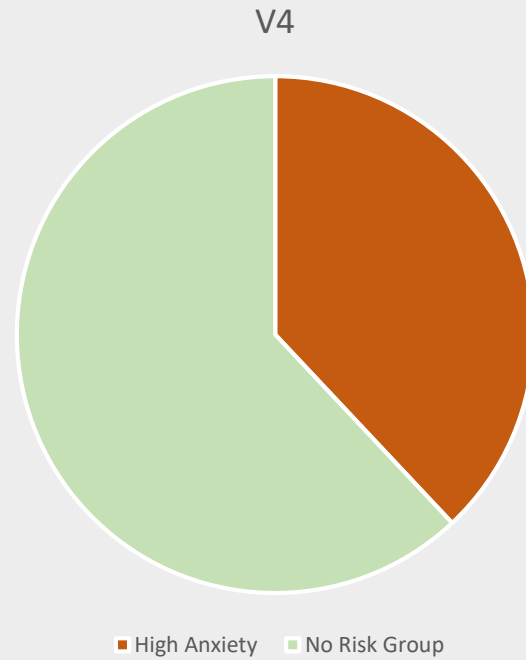
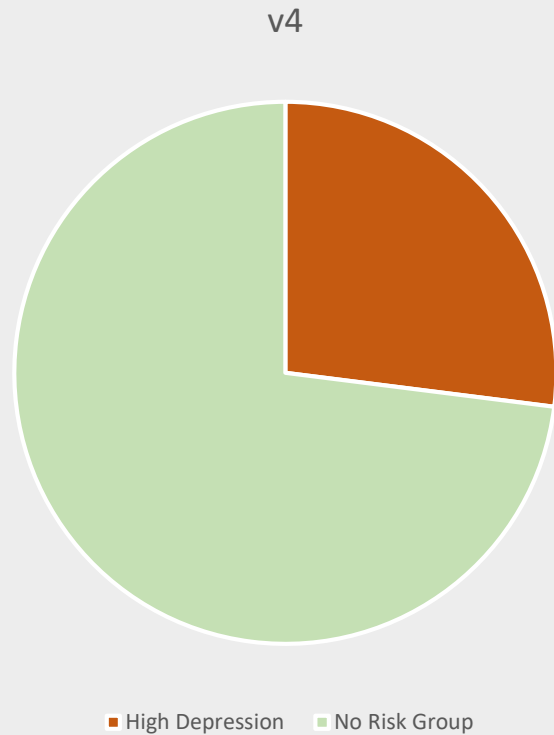
■ High Depression ■ No Risk Group

v4



■ High Depression ■ No Risk Group

Depression, Anxiety, & Sleep Problem (V4)



A Sower Went Out

- “Now a sower went out, took a handful of seeds, and scattered them. Some fell upon the path and the birds came and devoured them. Some fell on rock, did not take root in soil, and they did not produce. Other seeds fell among thorns and the thorns grew up and choked them. Another seeds fell into good soil and brought forth **fruit**, coming up and growing and bearing one thirtyfold, and one sixtyfold, and one a hundredfold (Mark 1: 4-9).”



Correlation: School Climate, Faith, & Depression

	School Climate	Vertical Faith	Horizontal Faith	Depression
School Climate	1.00			
Vertical Faith	.31*	1.00		
Horizontal Faith	.17*	.57*	1.00	
Depression	-.24*	-.26*	-.01	1.00

Interpretation

- School climate explains:
 - 10% of Vertical Faith
 - 3% of Horizontal Faith
 - 6% of Depression
- Vertical faith explains:
 - 32% of Horizontal Faith
 - 7% of Depression
- Healthy school climate
 - Increases faith maturity and reduces depression
 - Faith in God reduces depression.
 - Youth asks more questions about faith and social
 - and global issues.

